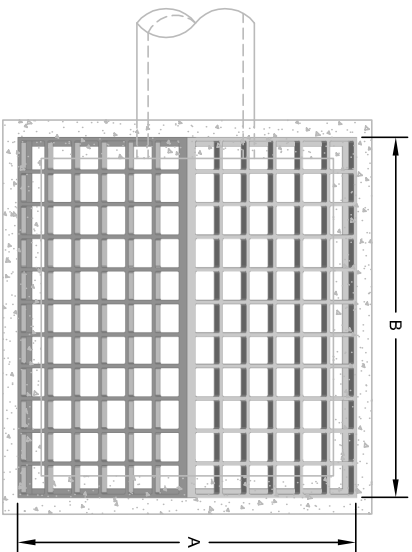
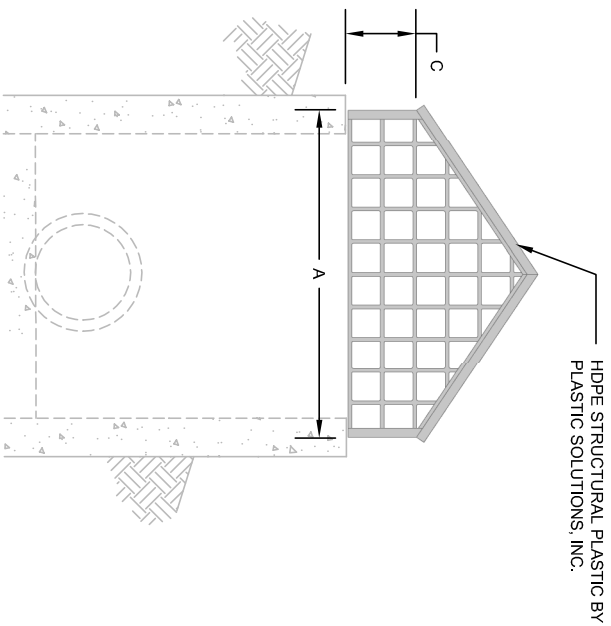


# StormRax™ PEAK ROOF STRUCTURE (STANDARD SIZES)

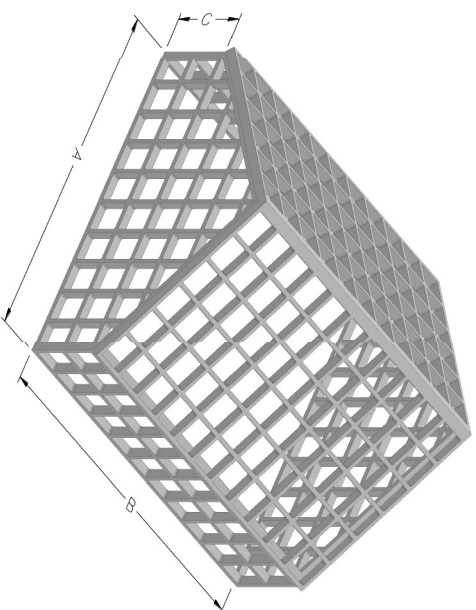
PROVIDE ALL DIMENSIONS IN INCHES



PLAN VIEW



SIDE VIEW



- NOTES: 1. GABLE END SHOULD BE SHORTER END WHEN MEASURING.  
2. MEASUREMENT CHANGES WILL OCCUR WHEN ACCESS DOOR IS NEEDED AND LADDER PLACEMENT IS DETERMINED.

HOST STRUCTURE INFORMATION	
PART NUMBER	
LENGTH	
WIDTH	
WALL THICKNESS (REQ'D)	
AVAILABLE OPTIONS	
"L" CHANNEL STEEL CROSS BRACING	
REMOVABLE ACCESS HATCH	
HDPE ANTI-VORTEX PLATE	

DIMENSION CODES (A,B,C)												
WIDTH (A)	22 1/8	32 1/8	43 5/8	54 3/8	65 1/8	75 7/8	87 1/4	98	108 3/4	119 1/2	130 1/2	N/A
CODE	4	6	8	10	12	14	16	18	20	22	24	N/A
LENGTH (B)	49	54 3/8	59 3/4	65 1/8	70 1/2	75 7/8	81 1/8	87 1/4	92 3/8	98	103 3/8	108 3/4
CODE	9	10	11	12	13	14	15	16	17	18	19	20
HEIGHT (C)	11 5/16	16 7/16										
CODE	2	3										

2 GRIDS HIGH 3 GRIDS HIGH

Peak Roof (PR)      Width (A)      "      Length (B)      "      Height (C)      "

**Plastic Solutions, Inc.**  
 PO Box 4386, Winchester, VA 22604  
 238 McChesee Rd, Winchester, VA 22603  
 (877) 877-5727 phone  
 (540) 722-2219 fax  
<http://www.plastic-solution.com>



CUSTOMER:	DATE:
PROJECT:	DRAWN BY:
	APP'D BY:
	DETAIL: